



SCC79 Call for Papers - Submission Tutorial

Thank you for submitting your work for program consideration at the Society of Cosmetic Chemists' 79th Annual Scientific Meeting & Showcase (SCC79). Below are instructions to guide you through the process of creating and submitting an abstract through the SCC's website. If you have any further questions regarding the abstract submission process, please reach out to SCC Headquarters at education@scconline.org

Getting Started

You must be signed in with an SCC website account in order to create an abstract submission.

- If you have an existing SCC website account, you can [sign in here](#).
- If you have a site account but have forgotten your username and/or password, you can [retrieve or reset your login](#).
- If you do not currently have an SCC website account, you can [create a new site account](#).

Creating a Presentation Abstract

Once you are logged in with a site account, proceed to the following page on the SCC website (if you are not redirected there automatically): <https://www.scconline.org/Education/Presenter-Center>

Then click "**CREATE NEW**" on the right-hand side of your screen:

HOME / EDUCATION / PRESENTER CENTER

Need help submitting an abstract?
Check out our step-by-step [Submission Tutorial](#) and [Suggestions for Success](#).

CREATE NEW

YOUR PRESENTATIONS

ID	Presentation Title	Status	Method
You currently do not have any presentation applications.			


Meeting Filter: [v]

CO-AUTHORED
You are currently not co-authoring any presentations.

YOUR PROFILE

Test Account
14 Wall Street
Suite 1620
New York, NY 10005
Email: education@scconline.org

UPDATE YOUR PROFILE



Now fill out the fields related to your presentation and then click **“CREATE PRESENTATION.”** In the **“Author Presenter Role”** field, you can select “Author,” “Co-Author,” or “Submitter-Only” (if you are submitting the abstract on behalf of others in your company).

Note: screenshots in this tutorial reflect an earlier Call for Papers. Please adjust field selections for “2025 Annual Scientific Meeting and Showcase” and “SCC79” -- Submission deadline for SCC79 is May 5, 2025

HOME / EDUCATION / PRESENTER CENTER

Need help submitting an abstract?
Check out our step-by-step [Submission Tutorial](#) and [Suggestions for Success](#).

[CREATE NEW PRESENTATION](#)

This form allows you to create a new presentation. Enter the presentation title and select the event for the presentation.

Filter by Meeting:	2023 Annual Scientific Meeting & Showcase
Submission Type:*	SCC77 Call for Papers - Podium Presentation
Presentation Method:*	Oral Presentation
Submission Title:*	Test Submission #1
Author Presenter Role:*	Author

[CREATE PRESENTATION](#) [CANCEL](#)

Editing a Presentation

Once your presentation is created, you will see three main navigation items related to it:

- **Home** – the main screen related to your presentation (pictured below)
- **Document** – this is where you will input all of the scientific information related to your presentation.
- **Co-Authors** – this is where you have the ability to add co-authors to the presentation.

Need help submitting an abstract?
Check out our step-by-step [Submission Tutorial](#) and [Suggestions for Success](#).


ABSTRACT SUBMISSION DEADLINE: MAY 15, 2023 (11:59 PM EDT)

TEST 1

[HOME](#) [DOCUMENT](#) [CO-AUTHORS](#) [RETURN TO PRESENTATIONS](#)

YOUR PRESENTATION WILL BE AUTOMATICALLY DELETED IF NOT SUBMITTED BY THE 5/15/2023 DEADLINE.

PRESENTATION SUMMARY		CHECKLIST
Presentation ID:	52012	The following requirement(s) must be met in order to submit a presentation. Click on a requirement to see an explanation.
Submission Title:	Test 1	<input type="checkbox"/> Presentation Document
Submission Status:	Draft/Incomplete	
Submission Type:	SCC77 Call for Papers - Podium Presentation	SUBMIT PRESENTATION



If you are ready to begin entering scientific information related to your presentation, click on **“DOCUMENT”**:

You will now see a sub-menu appear under **“DOCUMENT”** with four related sub-sections: **AWARD ELIGIBILITY, ABSTRACT DETAILS, TOPICS, SPEAKER.**

[Note: **blue text** indicates which piece of navigation (or sub-navigation) is currently selected]

Need help submitting an abstract?
Check out our step-by-step [Submission Tutorial](#) and [Suggestions for Success](#).

ABSTRACT SUBMISSION DEADLINE: MAY 15, 2023 (11:59 PM EDT)

TEST 1

[HOME](#)
[DOCUMENT](#)
[CO-AUTHORS](#)

RETURN TO PRESENTATIONS

YOUR PRESENTATION WILL BE AUTOMATICALLY DELETED IF NOT SUBMITTED BY THE 5/15/2023 DEADLINE.

PRESENTATION DOCUMENT

This area allows you to manage your main presentation document.

SAVE

[AWARD ELIGIBILITY](#)
[ABSTRACT DETAILS](#)
[TOPICS](#)
[SPEAKER](#)

Annually, the society awards authors/speakers for their innovative and influential research presented at the preceding Annual Meeting. Your paper may be eligible for one or more of these awards. Check all that apply below:

Young Scientist Award Eligibility -- (Learn more)

☐ Presenter is under 40 years old

Des Goddard Award Eligibility -- (Learn more)

☐ Paper sheds light on new innovations on the topic of Polymer Science related to Cosmetics or Personal Care

Alan/Jeanette Black Award Eligibility -- (Learn more)

☐ The Alan B. and Jeanette Black Award is presented to the author(s) of the Best Paper on Sustainable Formulation Technology, either published in the Journal of Cosmetic Science or presented at the preceding December Annual Meeting.

SCC Award Eligibility -- (Learn more)

☐ Paper that makes the greatest scientific contribution to knowledge in the field of protecting against or ameliorating damage to human skin caused by exposure to UV radiation

SAVE


CHECKLIST

The following requirement(s) must be met in order to submit a presentation. Click on a requirement to see an explanation.

☐ Presentation Document

SUBMIT PRESENTATION

Delete Presentation



AWARD ELIGIBILITY – use this section to indicate any eligibility your presentation may have related to various SCC awards.

ABSTRACT DETAILS – this is where you will enter the majority of the scientific research information related to your presentation: **Background Information, Objective, Methodology, Results, Conclusion, and Importance.**

Need help submitting an abstract?

Check out our step-by-step [Submission Tutorial](#) and [Suggestions for Success](#).

ABSTRACT SUBMISSION DEADLINE: MAY 15, 2023 (11:59 PM EDT)

TEST 1

[HOME](#)
[DOCUMENT](#)
[CO-AUTHORS](#)
[RETURN TO PRESENTATIONS](#)

YOUR PRESENTATION WILL BE AUTOMATICALLY DELETED IF NOT SUBMITTED BY THE 5/15/2023 DEADLINE.

PRESENTATION DOCUMENT

This area allows you to manage your main presentation document.

[SAVE](#)

[AWARD ELIGIBILITY](#)
[ABSTRACT DETAILS](#)
[TOPICS](#)
[SPEAKER](#)

The abstract, written in English, should be informative, containing (II) 1-2 sentences of the study's specific objective(s); (III) brief statement of methods, if pertinent; (IV) summary of results obtained; and (V) statement of conclusions. Materials or ingredients presented in the paper must be referenced using INCI, IUPAC or generic nomenclature.

I: Background information – Short Introduction to presentation (500 Character Max) *

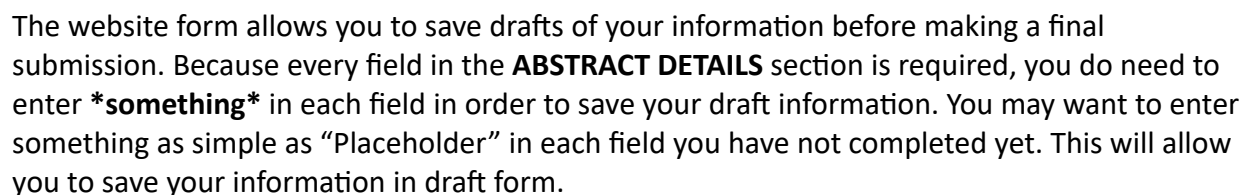
II: Objective – Clearly describe the purpose of the research conducted (500 Character Max) *

CHECKLIST

The following requirement(s) must be met in order to submit a presentation. Click on a requirement to see an explanation.

☐ Presentation Document

[SUBMIT PRESENTATION](#)
[Delete Presentation](#)



SCC79 Call for Papers – Submission Instructions 5



TOPICS - The next sub-section under “**DOCUMENT**” is called “**TOPICS**”. This is where you can select up to three keywords that pertain to the subject matter of your presentation.

TEST 1

HOME DOCUMENT CO-AUTHORS RETURN TO PRESENTATIONS

YOUR PRESENTATION WILL BE AUTOMATICALLY DELETED IF NOT SUBMITTED BY THE 5/15/2023 DEADLINE.

PRESENTATION DOCUMENT
This area allows you to manage your main presentation document.

SAVE

AWARD ELIGIBILITY ABSTRACT DETAILS TOPICS SPEAKER

Select the topics you believe this presentation fits best.

Select a MAX of 3 Topics *

- ☐ Skin Care
- ☐ Hair Care
- ☐ Color Cosmetics
- ☐ Fragrance
- ☐ Diversity & Inclusion in Beauty
- ☐ New or Novel Ingredient, Process, and Formulation Technologies
- ☐ Sustainability
- ☐ Claims & Regulatory
- ☐ Photoprotection
- ☐ AI & Machine Learning
- ☐ Biotechnology
- ☐ Other

If other, please detail below

SAVE

CHECKLIST
The following requirement(s) must be met in order to submit a presentation. Click on a requirement to see an explanation.

☐ Presentation Document

SUBMIT PRESENTATION

Delete Presentation

SPEAKER - The final sub-section under “**DOCUMENT**” is called “**SPEAKER**.” This is where you indicate, to the best of your knowledge, who would be the speaker delivering the podium presentation at the SCC Annual Meeting and Showcase, assuming the presentation is accepted.

TEST 1

HOME DOCUMENT CO-AUTHORS RETURN TO PRESENTATIONS

YOUR PRESENTATION WILL BE AUTOMATICALLY DELETED IF NOT SUBMITTED BY THE 5/15/2023 DEADLINE.

PRESENTATION DOCUMENT
This area allows you to manage your main presentation document.

SAVE

AWARD ELIGIBILITY ABSTRACT DETAILS TOPICS SPEAKER

Podium Speaker: If selected, who would deliver the podium presentation at the SCC Annual Meeting? (To the best of your knowledge)

*


SAVE

CHECKLIST
The following requirement(s) must be met in order to submit a presentation. Click on a requirement to see an explanation.

☐ Presentation Document

SUBMIT PRESENTATION

Delete Presentation



Adding Co-Authors

You have the ability to add co-authors to your presentation via the “**CO-AUTHORS**” tab in the main navigation for the submission.

Click “**ADD CO-AUTHOR**” on the right side of the screen to begin the process of adding a co-author.

Need help submitting an abstract?

Check out our step-by-step [Submission Tutorial](#) and [Suggestions for Success](#).

TEST SUBMISSION #1

[HOME](#)
[DOCUMENT](#)
[CO-AUTHORS](#)
[RETURN TO PRESENTATIONS](#)

YOUR PRESENTATION WILL BE AUTOMATICALLY DELETED IF NOT SUBMITTED BY THE 5/1/2023 DEADLINE.

PRESENTATION CO-AUTHORS

This area allows you to manage the co-authors of this presentation. The list of current co-authors for this presentation is below.

Name	Email
This presentation has no co-authors.	

ADD A NEW CO-AUTHOR

Presentation co-authors can view the presentation but cannot make any changes.

[ADD CO-AUTHOR](#)

CHECKLIST

The following requirement(s) must be met in order to submit a presentation. Click on a requirement to see an explanation.

☐ Presentation Document

[SUBMIT PRESENTATION](#)


[Delete Presentation](#)

The first step in adding a co-author is to search to see if the co-author has an existing site account on the SCC website. You can search by **First Name** and/or **Last Name**.

Search Contacts

Search By: Name ▼

First Name: Last Name: [SEARCH](#)



If your search returns an existing website account for your co-author, simply click “**Select**” to the left of the co-authors name.

The 'Search Contacts' window displays the search results for the query 'test society'. The search criteria are 'Name' with 'First Name: test' and 'Last Name: society'. A green 'SEARCH' button is visible. Below the search bar, there are two green 'ADD NEW CONTACT' buttons. The search results table shows one entry:

SELECT	FULLNAME	COMPANYNAME	CITY STATE	EMAIL
Select	Society, Test	Society of SCC, SCC	New York, New York	scc@scconline.org

If your search ***does not*** return an existing website account, then click on “**ADD NEW CONTACT**” to create a website account for your co-author.

The 'Search Contacts' window displays the search results for the query 'test society'. The search criteria are 'Name' with 'First Name: test' and 'Last Name: society'. A green 'SEARCH' button is visible. Below the search bar, there are two green 'ADD NEW CONTACT' buttons. The search results table is empty, and the text 'No records to display.' is shown below the table headers.

SELECT	FULLNAME	COMPANYNAME	CITY STATE	EMAIL
No records to display.				



Once you have added your co-author, you will see them appear under the “**PRESENTATION CO-AUTHORS**” list.

HOME

DOCUMENT

CO-AUTHORS

YOUR PRESENTATION WILL BE AUTOMATICALLY DELETED IF NOT SUBMITTED BY TH

PRESENTATION CO-AUTHORS

This area allows you to manage the co-authors of this presentation. The list of current co-authors for this presentation is below.

Name	Email
<div> <div>×</div> <div> <div>SCC Test Account</div> <div> <div>→ Select a Presentation Role →</div> <div>▼</div> </div> </div> </div>	<div> <div>✎</div> <div>sccotech@sconline.org</div> </div>

You can now select the appropriate role for the Co-Author from the “**Select a Presentation Role**” drop down below their name.

HOME

DOCUMENT


CO-AUTHORS

YOUR PRESENTATION WILL BE AUTOMATICALLY DELETED IF NOT SUBMITTED BY TH

PRESENTATION CO-AUTHORS

This area allows you to manage the co-authors of this presentation. The list of current co-authors for this presentation is below.

Name	Email
<div> <div>×</div> <div> <div>SCC Test Account</div> <div> <div>✓ → Select a Presentation Role →</div> <div> <div>Author</div> <div>Co-Author</div> <div>Submitter-Only</div> </div> </div> </div> </div>	<div> <div>✎</div> <div>sccotech@sconline.org</div> </div>



Submitting a Presentation

Once you have entered all of the required information for your presentation, and added any co-authors, you will see blue square icons appear next to the items in your **CHECKLIST** (right side of the screen). The blue icons indicate that the presentation has the required information entered, and it ready for final submission via the “**SUBMIT PRESENTATION**” button.

Need help submitting an abstract?

Check out our step-by-step [Submission Tutorial](#) and [Suggestions for Success](#).

TEST SUBMISSION #1

HOME DOCUMENT CO-AUTHORS

RETURN TO PRESENTATIONS

YOUR PRESENTATION WILL BE AUTOMATICALLY DELETED IF NOT SUBMITTED BY THE 5/1/2023 DEADLINE.

PRESENTATION SUMMARY

Presentation ID:	51966
Submission Title:	Test Submission #1
Submission Status:	Draft/Incomplete
Submission Type:	SCC77 Call for Papers - Podium Presentation
Presentation Method:	Oral Presentation
Submitter:	Full Name
Author Presenter Role:	Author
Created On:	3/24/2023
Submitted On:	not specified
Submission Deadline:	5/1/2023

EDIT PRESENTATION

CHECKLIST

The following requirement(s) must be met in order to submit a presentation. Click on a requirement to see an explanation.


- ☐ Presentation Document
- ☐ Co-Author Role Selected

SUBMIT PRESENTATION

[Delete Presentation](#)

PRESENTATION CO-AUTHORS

SCC Test Account



Once you have submitted your presentation, you will see a “**Presentation submitted successfully**” message in a **green** colored band on the page:

[HOME](#) / [EDUCATION](#) / [PRESENTER CENTER](#)

Need help submitting an abstract?

Check out our step-by-step [Submission Tutorial](#) and [Suggestions for Success](#).

TEST SUBMISSION #1

HOME	DOCUMENT	CO-AUTHORS	RETURN TO PRESENTATIONS
----------------------	--------------------------	----------------------------	---

THE PRESENTATION HAS BEEN SUBMITTED!

Presentation submitted successfully.

PRESENTATION SUMMARY

Presentation ID: 51966

Submission Title: Test Submission #1

Submission Status: Ready for Review

Submission Type: SCC77 Call for Papers - Podium Presentation

Presentation Method: Oral Presentation

Submitter: Full Name

Author Presenter Role: Author

Created On: 3/24/2023

Submitted On: 3/25/2023

Submission Deadline: 5/1/2023

[EDIT PRESENTATION](#)

PRESENTING INFORMATION

No information currently available.

PRESENTATION CO-AUTHORS

SCC Test Account

If you have created a presentation in the system, but are not yet ready to make a final submission, you can save it as a draft, and come back later to complete your entries.

When you return to the website, you can access your presentation as follows:

- 1) [Sign in](#) to the SCC website.
- 2) If not redirected automatically, proceed to the following page on the site:
<https://www.sconline.org/Education/Presenter-Center>
- 3) Select “2025 Annual Scientific Meeting & Showcase” from the “**Meeting Filter**” dropdown menu:



Additional Notes:

- The submission system sends out three types of confirmation emails:
 - **Presentation Creation Confirmation** – sent once you initially create your presentation. This confirmation goes to the primary author listed for the presentation.
 - **Addition of Co-Author** – and confirmation email is also sent to any co-authors, once they are added to a presentation.
 - **Final Submission** – the primary author will also receive a confirmation email once the final presentation submission has been made.

If you have any further questions regarding the abstract submission process, please reach out to SCC Headquarters at education@scconline.org

ABSTRACT/PRESENTATION SUBMISSION DEADLINE: MAY 5, 2025 (11:59 PM EDT)